



# Rhino 3-Rail™

The Rhino 3-Rail fiberglass post is rigid enough to be installed easily in most soil conditions and has the durability to withstand repeated impacts.

### Product Integrity

The Rhino 3-Rail design allows the post to bend over when hit, then snap back into its normal upright position. The Rhino 3-Rail can be driven directly into most soils.

### Fade Resistance

The Rhino 3-Rail is saturated with bright pigments, and UV stabilizers are added to ensure the color remains bright for years. For an extra layer of protection, we add our clear SunCoat™ over the entire surface of the post.

For even greater fade resistance, order the optional PolyTech Coating™. The PolyTech Coating blocks harmful ultraviolet light rays from reaching the resins and reinforcing fibers for at least 10 years. This protects the post from fading and fiberbloom.

### Temperature Stable

The Rhino 3-Rail™ is unaffected by temperature extremes. The Rhino 3-Rail™ will remain flexible from -40°F to +140° F.

### Lengths

Standard lengths include 62", 66", 72".  
Custom lengths available. Call for details.

### Colors

Standard colors for SunCoated posts are yellow, orange, blue, green, red, white, and purple. Standard colors for PolyTech coated posts are yellow, orange, blue, green, red, white, purple. Custom colors and lengths available with a minimum order. Call 800-522-4343 for available profiles in either SunCoat or PolyTech Coating.

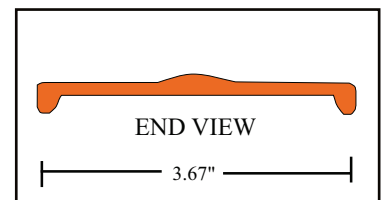
### Decals

A marker posts primary function is to support a warning message that will prevent an excavator from digging without calling for a locate. Our standard color fast decals use sharply contrasting colors and incorporate the international "No-Dig" symbol. This ensures that non-English speaking excavators will get the message! Use the 811 logo if you are a One-Call member in the United States.

### Anchor Barbs

Anchor Barb kits are available for use in sandy soil or for vandal resistance. The kit includes one metal anchor barb and two rivets. Kits may be ordered installed, uninstalled (with the posts drilled for rivets), or parts only (uninstalled, not drilled). A second metal anchor barb may also be purchased as part of the kit.

**Call 800-522-4343 for available profiles in either SunCoat or PolyTech Coating.**





# Rhino 3-Rail™

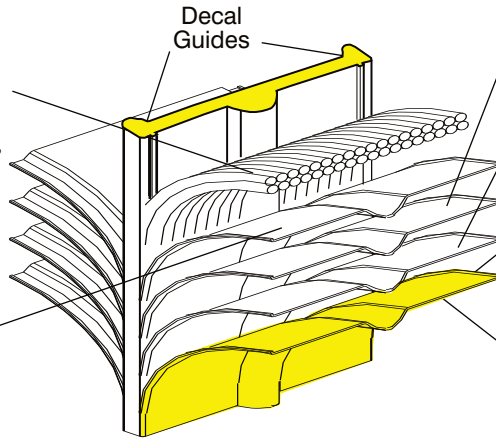
## ENGINEERED FOR MAXIMUM PERFORMANCE

### Fiber Core™

Fiber strands run linearly through the mid-section of the post providing compressive strength to the post. Each strand contains 4000 filaments spun together and bonded by polyester resin, giving the post the stiffness necessary to ensure easy installation and the flexibility to withstand repeated impacts.

### Fiber Weave™

Cross woven fibers embedded in polyester resin act as a cross strength reinforcement, much like steel rebar in cement. This gives the post very high strength integrity in the cross direction, eliminating splitting.



### Engineered Surface Mat

Gives the post a smooth, rich finish and locks all the fibers below the surface.

### Weather Shield Veil™

This synthetic shield protects the surface of the post from the elements.

### SunCoat™

This clear coating on the surface of the post will keep the post from fading and gives it a glossy finish.

### PolyTech Coating™

A thick coating which totally blocks ultra-violet light from the surface of the post. This optional coating replaces the SunCoat™ and is the same color as the post.

★ PolyTech Coating™ - Patent # 6,158,919

## HIGH VISIBILITY DECAL



International "No-Dig" symbol reaches non-English speaking excavators.

Federal Law Warning helps deter vandals.

White background sharply contrasts with the black and yellow warning message to ensure maximum visibility.

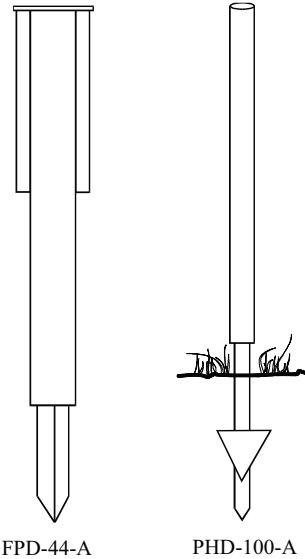
Warning in yellow (APWA) color for gas & petroleum meets Federal Office of Pipeline Safety Specifications.

Black 1/4" x 1" tall letters meets Federal Office of Pipeline Safety Specifications.

811 logo if you belong to a One-Call center in the United States.

Company name and 24 hour emergency phone number.

## EASY INSTALLATION



### EASY INSTALLATION

Simply slide the Rhino 3-Rail™ into our FPD-44-A Driver and pound the Rhino 3-Rail into the ground. If the soil conditions are hard or rocky, use our PHD-100-A Pilot Hole Driver.

★ Longer and shorter drivers are available.